

Creating Mirrored Text in PowerPoint

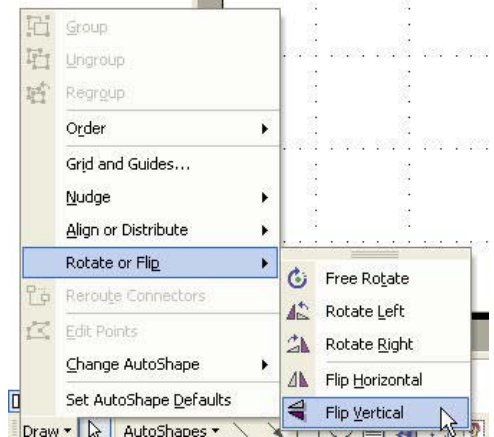
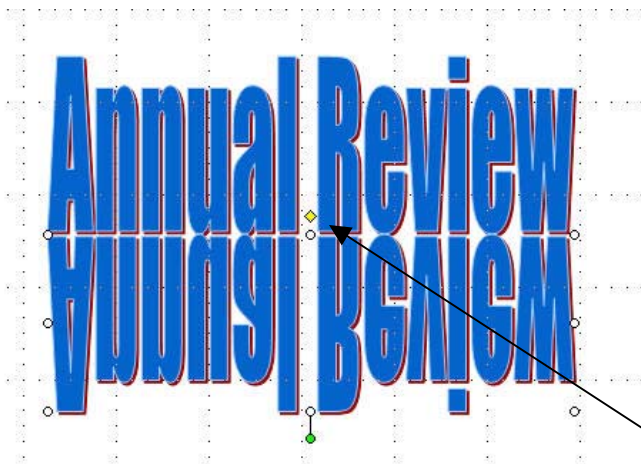
1. Create a WordArt object.

2. Select the WordArt object and click *Ctrl D*. This will create a duplicate of the first object.

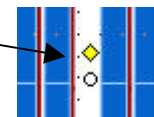


3. Select *Draw, Rotate or Flip* at the bottom of your screen.

4. Choose *Flip Vertical*. Line your second copy up with your first word. If you hold the *Shift* key down and use the arrow keys, you can move at much smaller increments.



5. Drag the yellow slant handle to the left to create an angle.



6. Change the color of your second word with a gradient to create the shadow effect.

